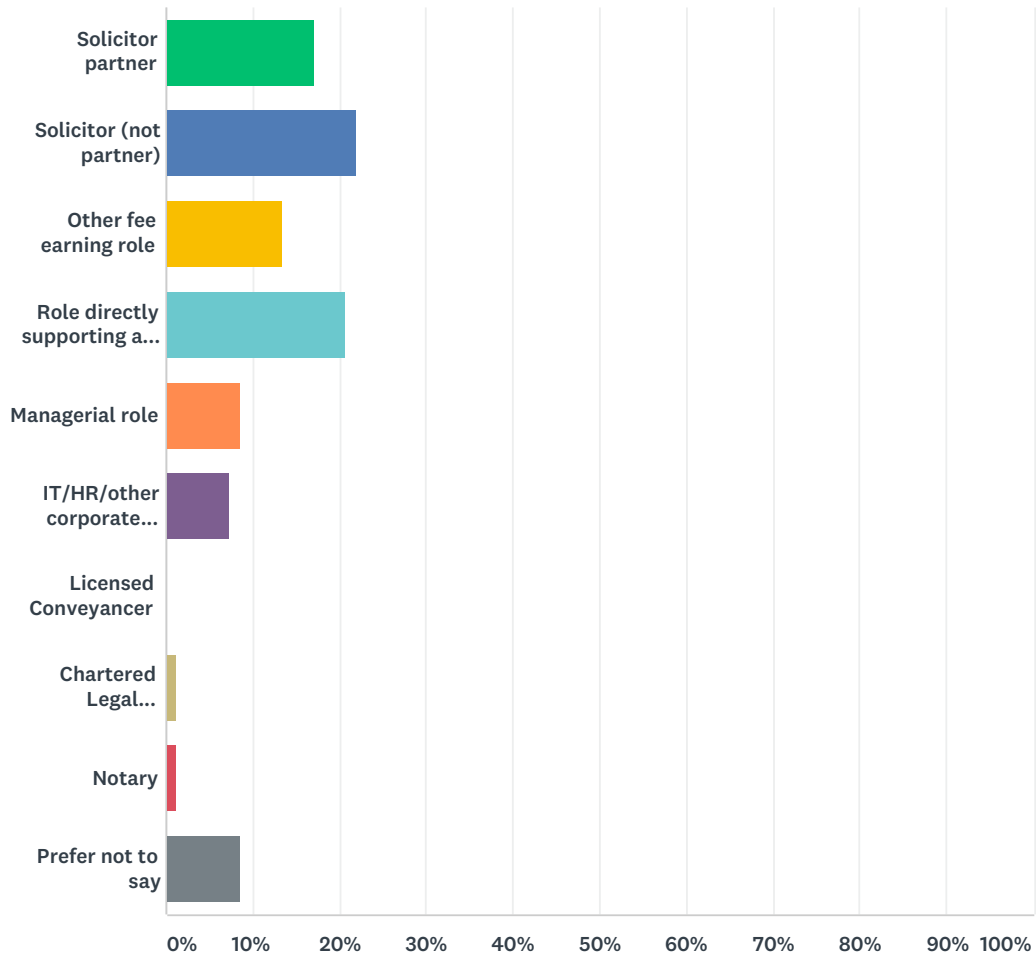


Q1 Select one category which best describes your role in the firm.

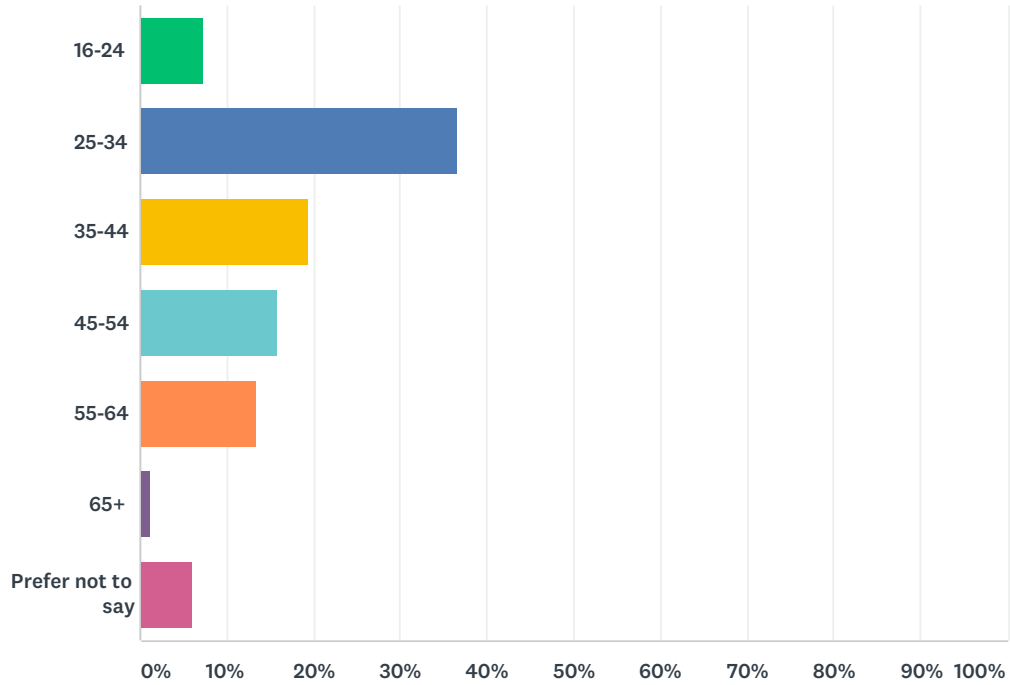
Answered: 82 Skipped: 0



ANSWER CHOICES	RESPONSES	
Solicitor partner	17.07%	14
Solicitor (not partner)	21.95%	18
Other fee earning role	13.41%	11
Role directly supporting a fee earner	20.73%	17
Managerial role	8.54%	7
IT/HR/other corporate services role	7.32%	6
Licensed Conveyancer	0.00%	0
Chartered Legal Executive/Fellow of CILEx	1.22%	1
Notary	1.22%	1
Prefer not to say	8.54%	7
TOTAL		82

Q2 Which age category are you in?

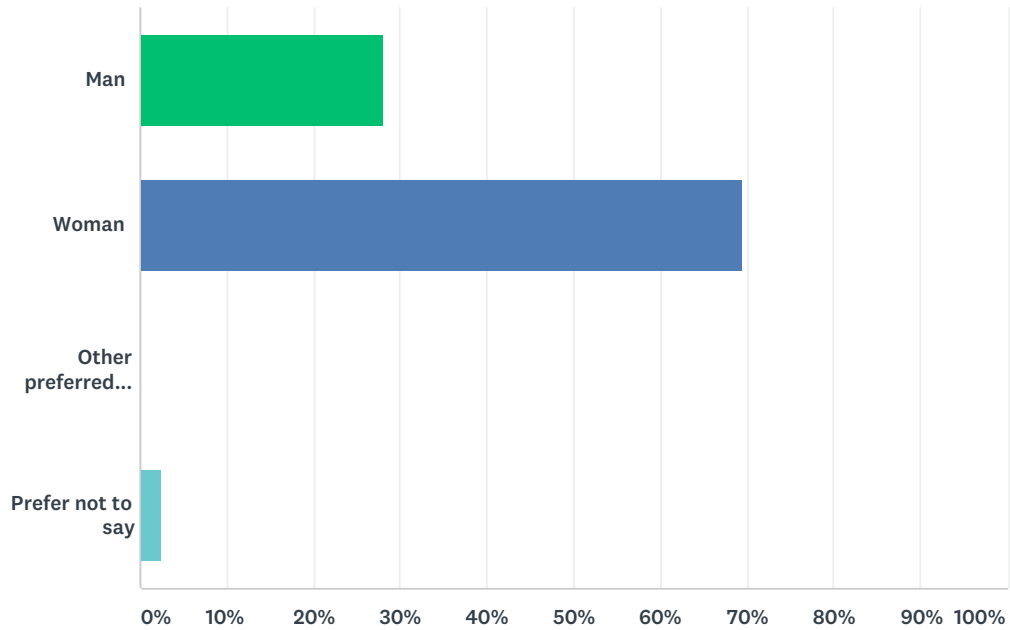
Answered: 82 Skipped: 0



ANSWER CHOICES	RESPONSES	
16-24	7.32%	6
25-34	36.59%	30
35-44	19.51%	16
45-54	15.85%	13
55-64	13.41%	11
65+	1.22%	1
Prefer not to say	6.10%	5
TOTAL		82

Q3 Which gender do you identify with?

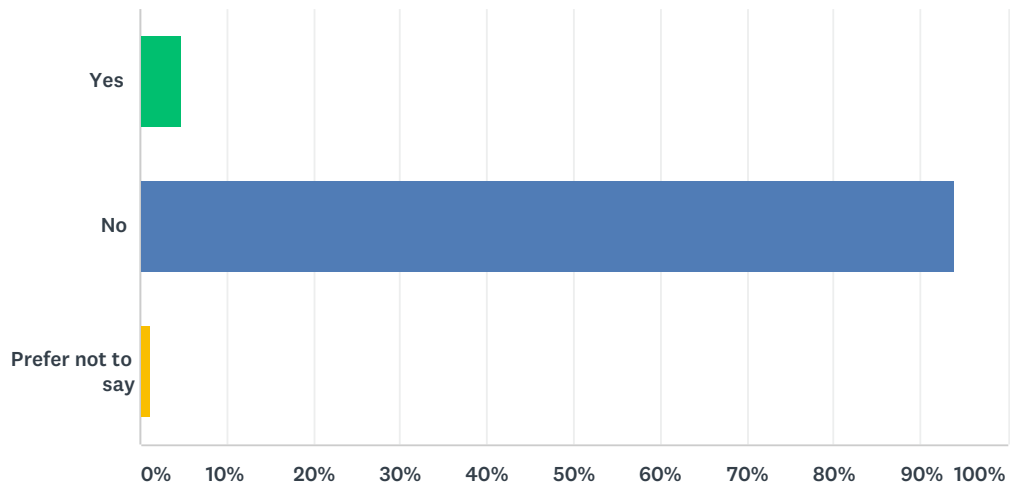
Answered: 82 Skipped: 0



ANSWER CHOICES	RESPONSES	
Man	28.05%	23
Woman	69.51%	57
Other preferred description	0.00%	0
Prefer not to say	2.44%	2
TOTAL		82

Q4 Do you consider your gender identity to be different from your registered sex at birth?

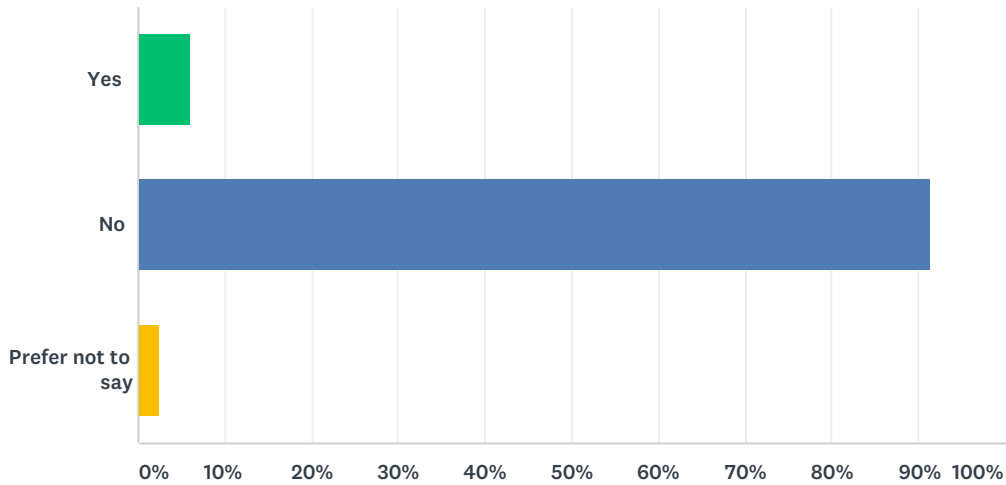
Answered: 82 Skipped: 0



ANSWER CHOICES	RESPONSES	
Yes	4.88%	4
No	93.90%	77
Prefer not to say	1.22%	1
TOTAL		82

Q5 Do you consider yourself to have a disability according to the definition in the Equality Act 2010?The Equality Act defines a disabled person as someone who has a mental or physical impairment that has a substantial and long-term adverse effect on the person’s ability to carry out normal day-to-day activities. If you have a condition which fits the Equality Act definition, please tick 'Yes' even if you are not limited by your condition.

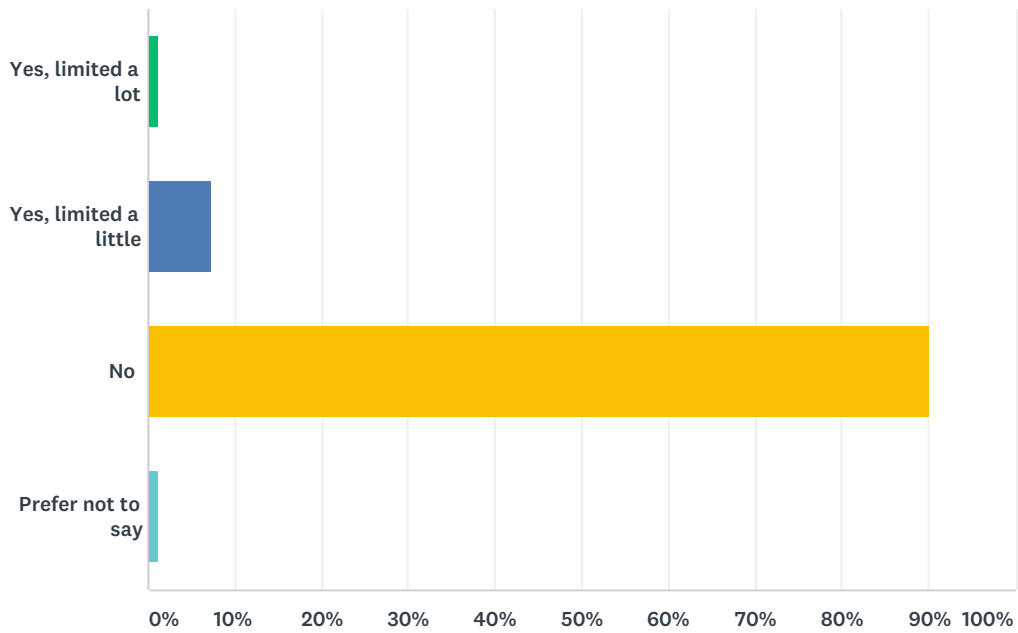
Answered: 82 Skipped: 0



ANSWER CHOICES	RESPONSES	
Yes	6.10%	5
No	91.46%	75
Prefer not to say	2.44%	2
TOTAL		82

Q6 Are your day-to-day activities limited because of a health problem or disability which has lasted, or is expected to last, at least 12 months?

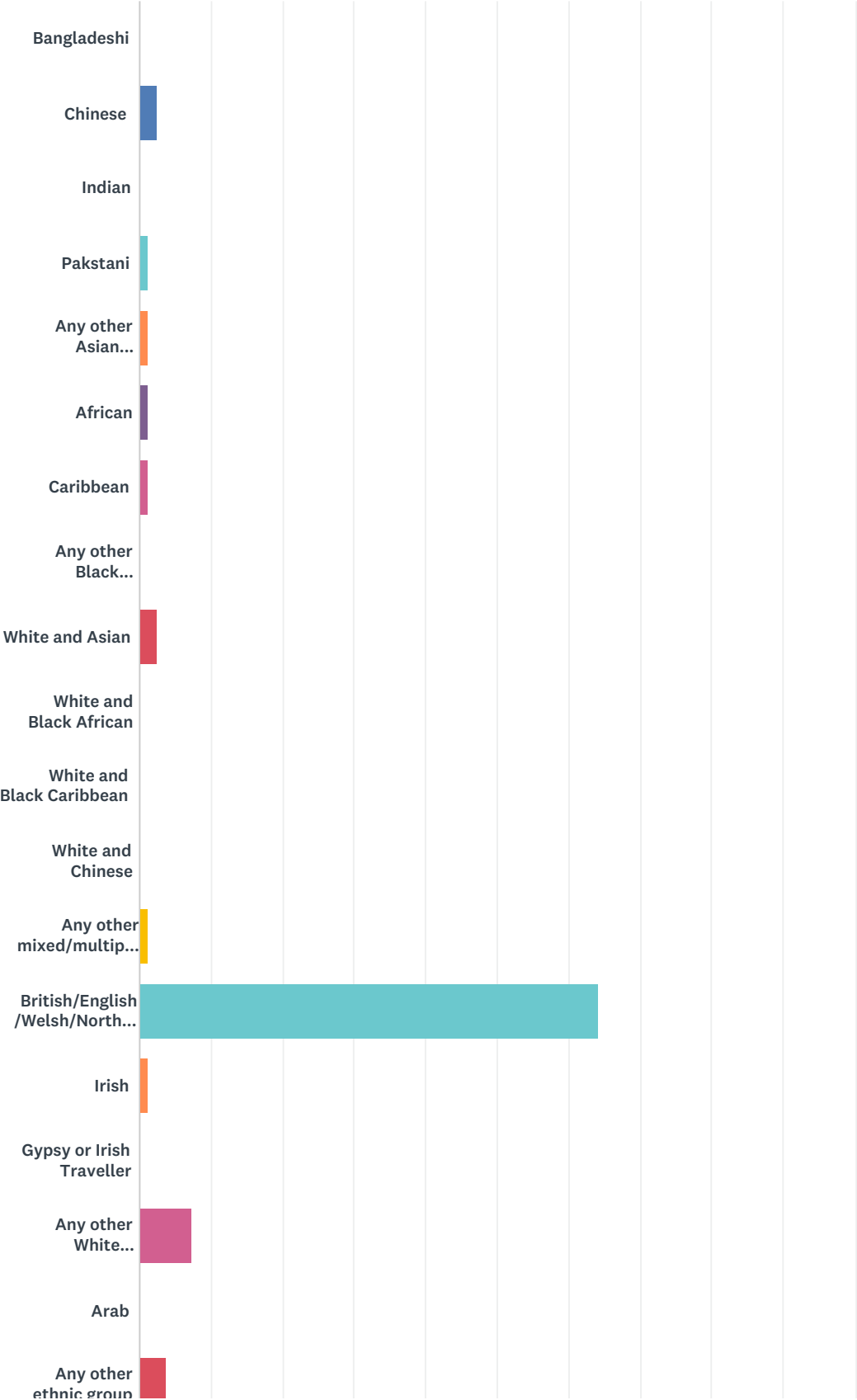
Answered: 82 Skipped: 0



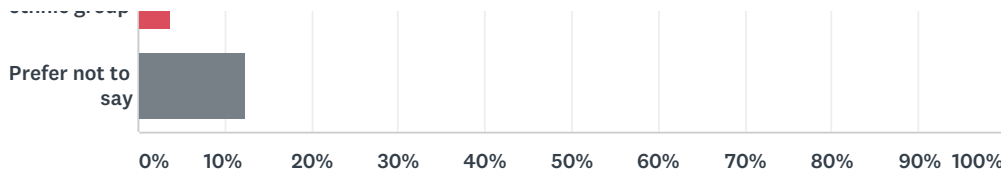
ANSWER CHOICES	RESPONSES	
Yes, limited a lot	1.22%	1
Yes, limited a little	7.32%	6
No	90.24%	74
Prefer not to say	1.22%	1
TOTAL		82

Q7 What is your ethnic group?

Answered: 81 Skipped: 1



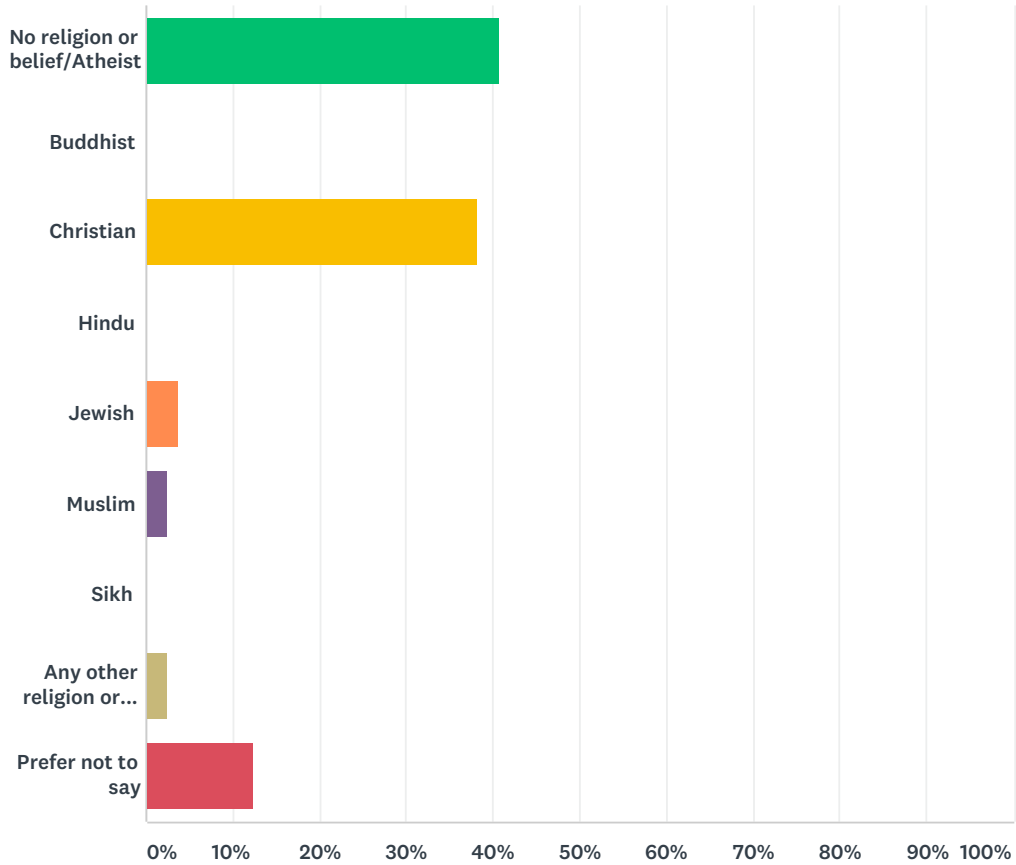
AG Equality & Diversity Survey 2019



ANSWER CHOICES	RESPONSES	
Bangladeshi	0.00%	0
Chinese	2.47%	2
Indian	0.00%	0
Pakistani	1.23%	1
Any other Asian background	1.23%	1
African	1.23%	1
Caribbean	1.23%	1
Any other Black background	0.00%	0
White and Asian	2.47%	2
White and Black African	0.00%	0
White and Black Caribbean	0.00%	0
White and Chinese	0.00%	0
Any other mixed/multiple ethnic background	1.23%	1
British/English/Welsh/Northern Irish/Scottish	64.20%	52
Irish	1.23%	1
Gypsy or Irish Traveller	0.00%	0
Any other White background	7.41%	6
Arab	0.00%	0
Any other ethnic group	3.70%	3
Prefer not to say	12.35%	10
TOTAL		81

Q8 What is your religion or belief?

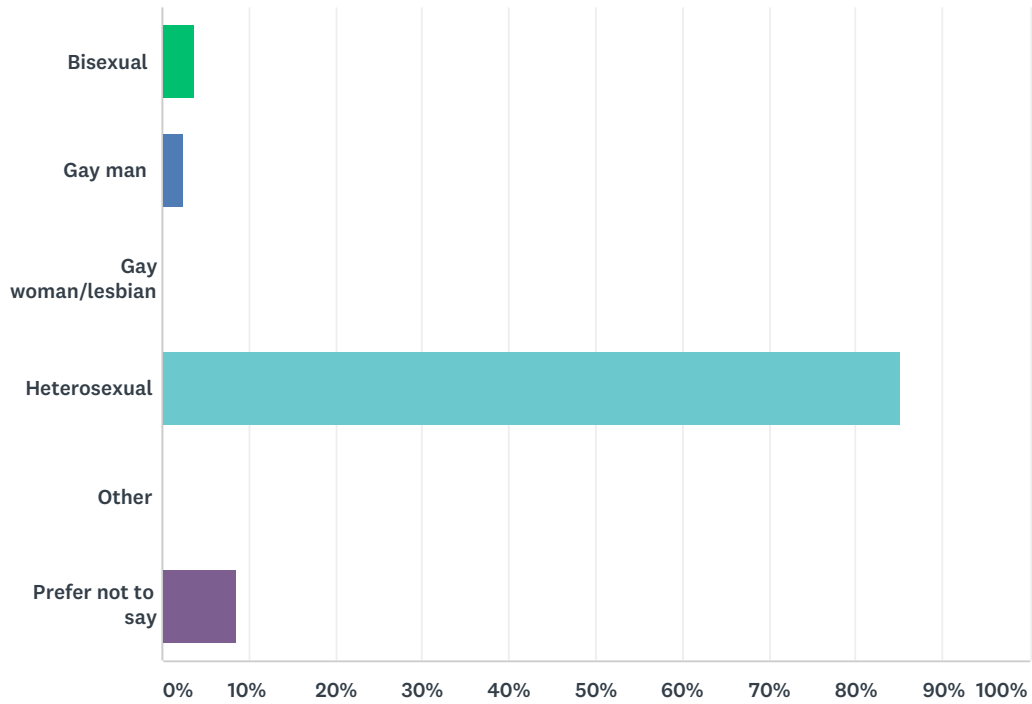
Answered: 81 Skipped: 1



ANSWER CHOICES	RESPONSES	
No religion or belief/Atheist	40.74%	33
Buddhist	0.00%	0
Christian	38.27%	31
Hindu	0.00%	0
Jewish	3.70%	3
Muslim	2.47%	2
Sikh	0.00%	0
Any other religion or belief	2.47%	2
Prefer not to say	12.35%	10
TOTAL		81

Q9 What is your sexual orientation?

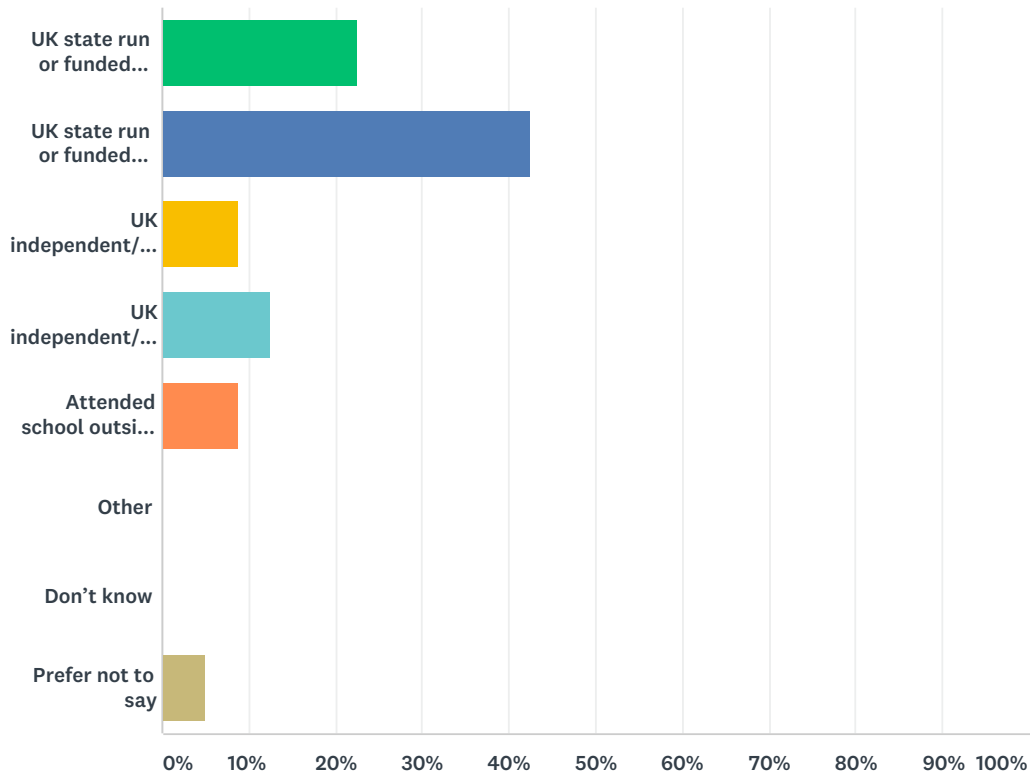
Answered: 81 Skipped: 1



ANSWER CHOICES	RESPONSES	
Bisexual	3.70%	3
Gay man	2.47%	2
Gay woman/lesbian	0.00%	0
Heterosexual	85.19%	69
Other	0.00%	0
Prefer not to say	8.64%	7
TOTAL		81

Q10 What type of school did you mainly attend between the ages 11 and 16? If you changed schools, please base your answer on the last two years of your education.

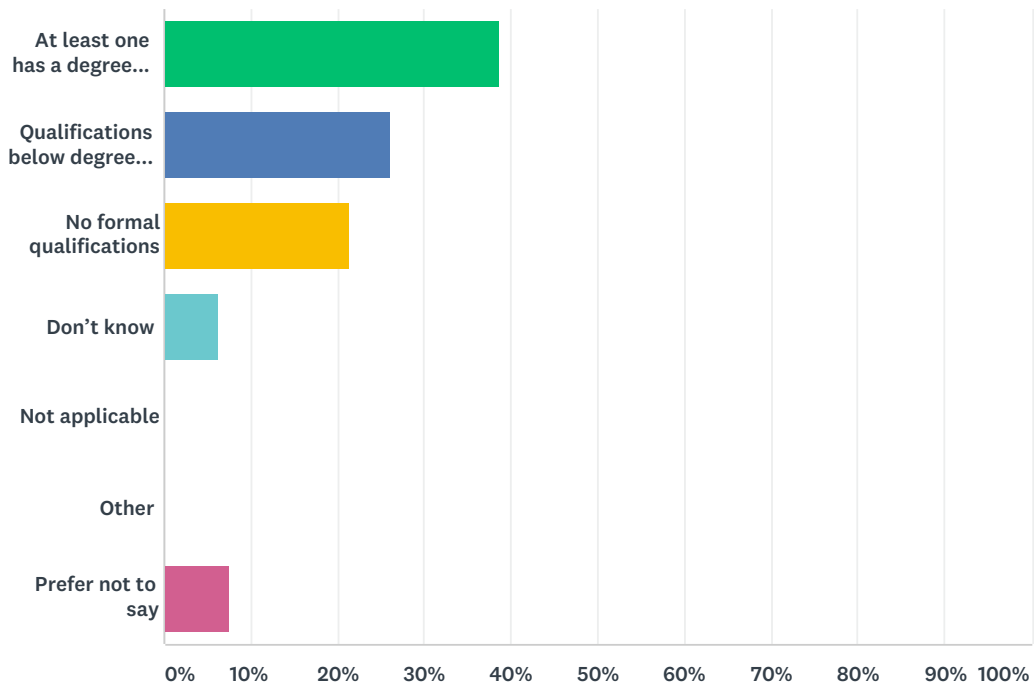
Answered: 80 Skipped: 2



ANSWER CHOICES	RESPONSES	
UK state run or funded school (selective on academic, faith or other grounds)	22.50%	18
UK state run or funded school (non-selective)	42.50%	34
UK independent/ fee-paying school (bursary)	8.75%	7
UK independent/ fee-paying school (no bursary)	12.50%	10
Attended school outside the UK	8.75%	7
Other	0.00%	0
Don't know	0.00%	0
Prefer not to say	5.00%	4
TOTAL		80

Q11 What is the highest level of qualifications achieved by either of your parent(s) or guardian(s) by the time you were 18?

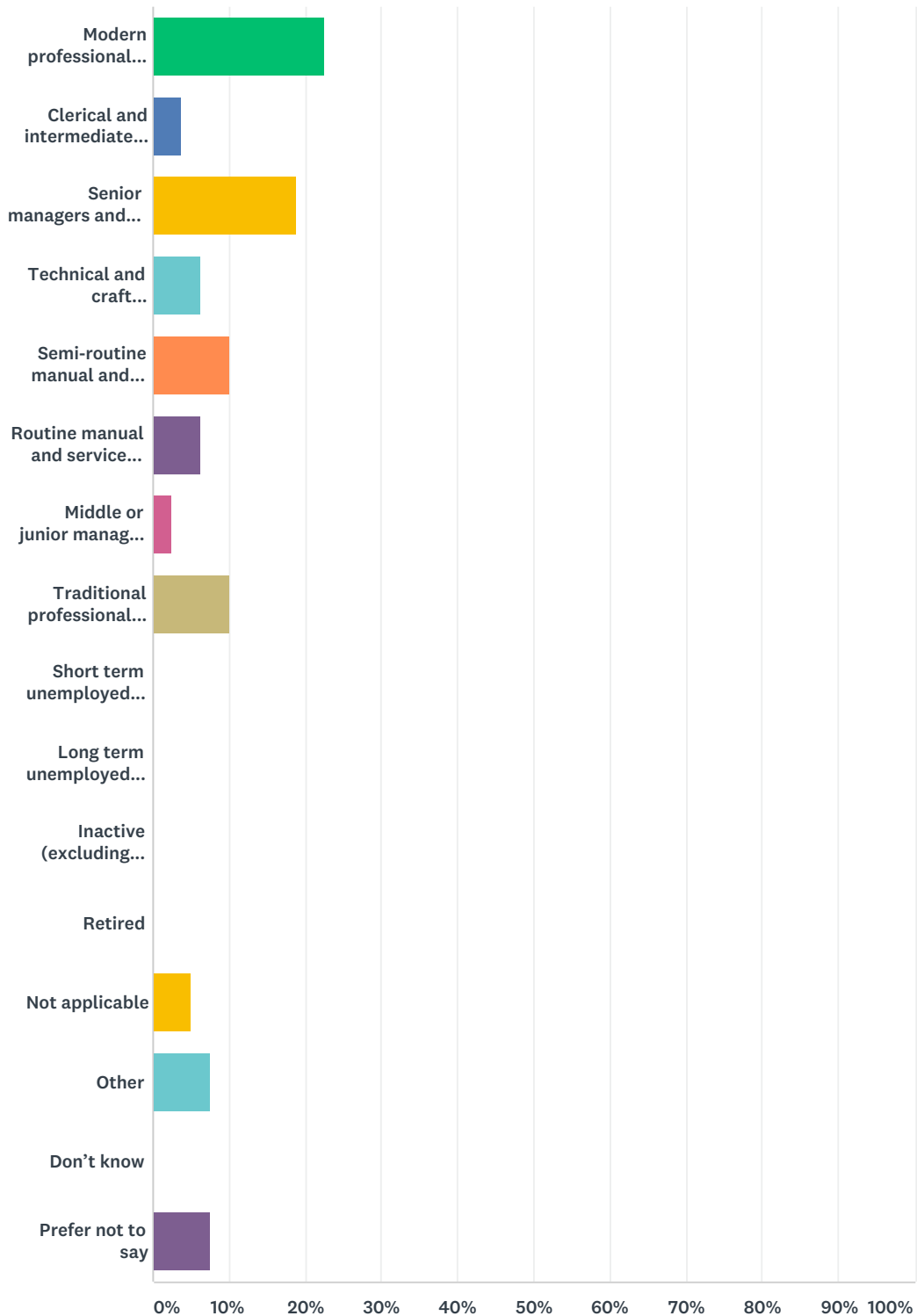
Answered: 80 Skipped: 2



ANSWER CHOICES	RESPONSES	
At least one has a degree level qualification	38.75%	31
Qualifications below degree level	26.25%	21
No formal qualifications	21.25%	17
Don't know	6.25%	5
Not applicable	0.00%	0
Other	0.00%	0
Prefer not to say	7.50%	6
TOTAL		80

Q12 Thinking back to when you were aged about 14, which best describes the sort of work the main/ highest income earner in your household did in their main job?

Answered: 80 Skipped: 2

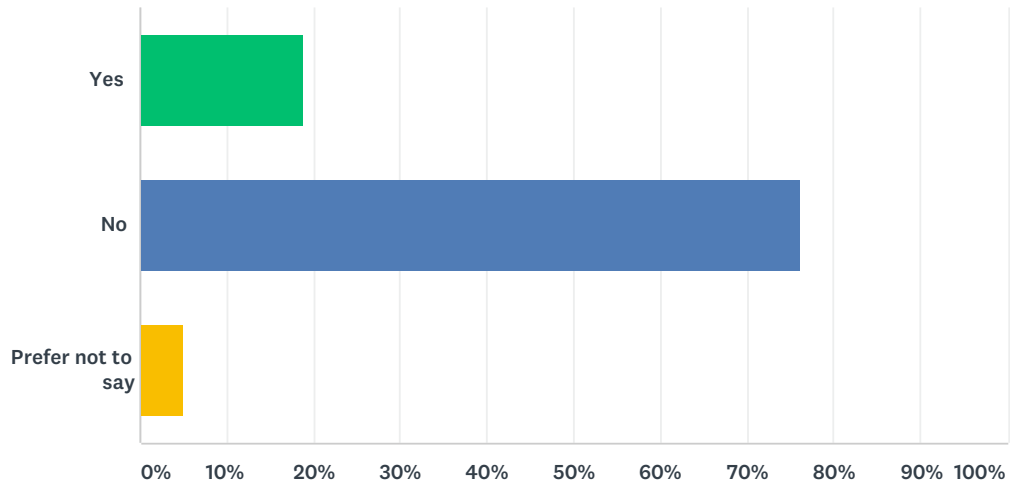


AG Equality & Diversity Survey 2019

ANSWER CHOICES	RESPONSES	
Modern professional occupations such as: teacher/lecturer, nurse, physiotherapist, social worker, welfare officer, artist, musician, police officer (sergeant or above), software designer	22.50%	18
Clerical and intermediate occupations such as: secretary, personal assistant, clerical worker, office clerk, call centre agent, nursing auxiliary, nursery nurse	3.75%	3
Senior managers and administrators usually responsible for planning, organising and co-ordinating work and for finance such as: finance manager, chief executive	18.75%	15
Technical and craft occupations such as: motor mechanic, fitter, inspector, plumber, printer, tool maker, electrician, gardener, train driver	6.25%	5
Semi-routine manual and service occupations such as: postal worker, machine operative, security guard, caretaker, farm worker, catering assistant, receptionist, sales assistant	10.00%	8
Routine manual and service occupations such as: HGV driver, van driver, cleaner, porter, packer, sewing machinist, messenger, labourer, waiter / waitress, bar staff	6.25%	5
Middle or junior managers such as: office manager, retail manager, bank manager, restaurant manager, warehouse manager, publican	2.50%	2
Traditional professional occupations such as: accountant, solicitor, medical practitioner, scientist, civil/ mechanical engineer	10.00%	8
Short term unemployed (claimed Jobseeker's Allowance or earlier unemployment benefit for a year or less)	0.00%	0
Long term unemployed (claimed Jobseeker's Allowance or earlier unemployment benefit for more than a year)	0.00%	0
Inactive (excluding those that are retired)	0.00%	0
Retired	0.00%	0
Not applicable	5.00%	4
Other	7.50%	6
Don't know	0.00%	0
Prefer not to say	7.50%	6
TOTAL		80

Q13 Are you a primary carer for a child or children under 18?

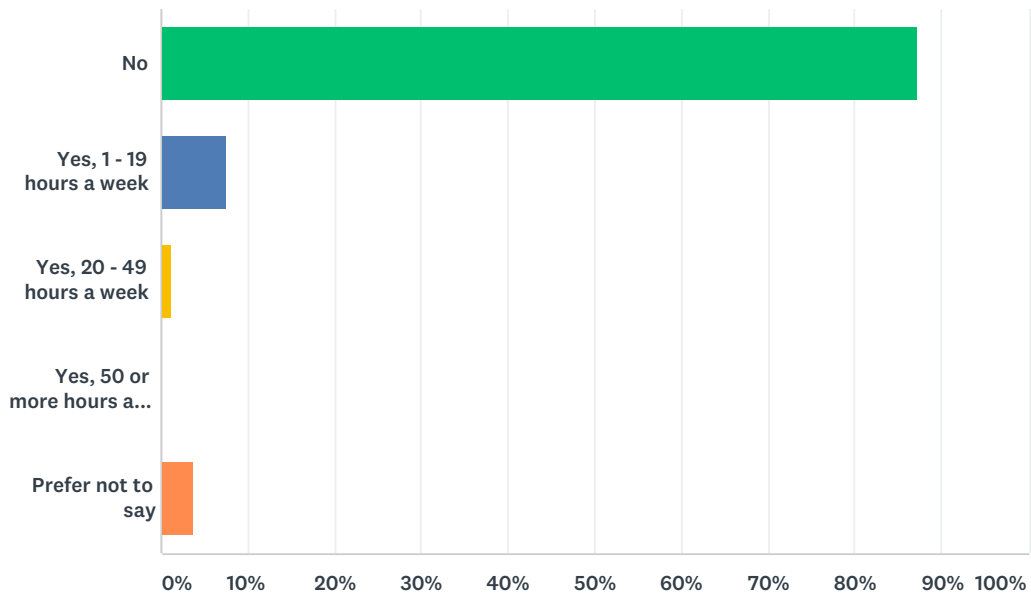
Answered: 80 Skipped: 2



ANSWER CHOICES	RESPONSES	
Yes	18.75%	15
No	76.25%	61
Prefer not to say	5.00%	4
TOTAL		80

Q14 Do you look after or care for someone with long term physical or mental ill health caused by disability or age (not in a paid capacity)?

Answered: 79 Skipped: 3



ANSWER CHOICES	RESPONSES	
No	87.34%	69
Yes, 1 - 19 hours a week	7.59%	6
Yes, 20 - 49 hours a week	1.27%	1
Yes, 50 or more hours a week	0.00%	0
Prefer not to say	3.80%	3
TOTAL		79